


# WELCOME PACKAGE

2024 Asia-Pacific-Euro Summer School  
on  
Smart Structures Technology  
(APESS 2024)



# 2024 Asia-Pacific-Euro Summer School on Smart Structures Technology (APESS 2024)

July 1<sup>st</sup> – 19<sup>th</sup>,  
Kyoto University, Katsura Campus,  
Kyoto, Japan

## LOCAL ORGANIZING COMMITTEE

C.W. Kim (Chair)	A. Igarashi (Chair)
K.C. Chang (Secretary)	J. Cao (Secretary)
N. Kawano (Secretary)	
K. Sugiura	T. Yagi
Y. Takahashi	Y. Kitane
T. Yamamoto	H. Goto
Y. Goi	A. Sato

## EDITORS

C.W. Kim (Chair)	K.C. Chang (Secretary)
Z. Wang	R. Chen
J. Irawan	

## CONTACT

Chair: Prof. Chul-Woo KIM  
Tel: (+81) 75-383-3421  
Email: kim.chulwoo.5u(at)kyoto-u.ac.jp  
Secretariat: Assoc. Prof. Kai-Chun CHANG; Dr. Jixing CAO  
Email: [apess2024@gmail.com](mailto:apess2024@gmail.com)

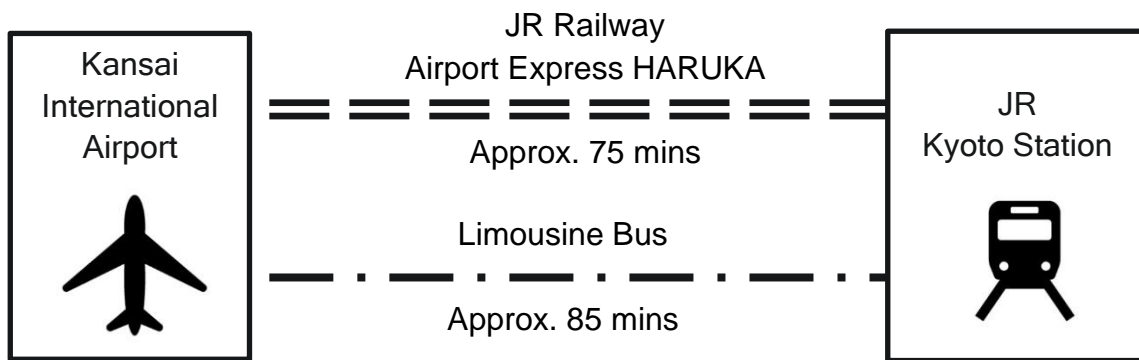
## Table of Contents

Organizing Committees, Editors, Contact .....	2
<b>1. Arrival.....</b>	<b>5</b>
1.1. Getting to Kyoto Station from the Kansai International Airport.....	5
1.2. Getting to APESS accommodation from Kyoto Station.....	5
1.2.1. Framboise KYOTO Hotel de charme .....	5
1.2.2. Via Inn Prime Kyotoeki Hachijoguchi .....	5
1.2.3. Stay SAKURA Kyoto SHIJO-KARASUMA.....	5
1.2.4. Stay SAKURA Kyoto NIJO-RIKYU .....	5
<b>2. Getting to Kyoto University Katsura Campus .....</b>	<b>6</b>
2.1. If you stay near Kyoto Station [🚆].....	6
2.2. If you Stay near City Centre (Nijo, Karasuma) .....	7
2.2.1. For those who stay at Sakura Kyoto <b>NIJO-RIKYU</b> [🚆-🚆- 🚌] ....	7
2.2.2. For those who stay at Sakura Kyoto <b>SHIJO KARASUMA</b> [🚆- 🚌 ] .....	7
<b>3. Campus and Locations for APESS activities .....</b>	<b>8</b>
3.1. Building Locations for APESS Lectures and Activities .....	9
3.2. Places to Eat Inside Campus .....	10
3.3. Stationery and Electronics.....	10
3.4. Internet Wireless Connection .....	10
3.5. ATM inside Campus .....	10
3.6. Computer and Software .....	10
<b>4. Relevant Information.....</b>	<b>11</b>
4.1. Personal identity.....	11
4.2. Medical Insurance .....	11
4.3. Travel Insurance .....	11
4.4. Daily Life and Tourist Information .....	11
4.5. Cash and Expenditure .....	12
4.6. Clothing and Laundry .....	13
4.7. Weather .....	13
4.8. Drug Stores and Medicine .....	13

4.9.	Emergency Services and Police .....	13
4.10.	Hospital and Ambulance .....	14
4.11.	In the Event of Earthquake .....	14
4.12.	Safety Tips for Foreigners .....	14

# 1. Arrival

## 1.1. Getting to Kyoto Station from the Kansai International Airport



For more information, please visit the Access of the Kansai International Airport official website, KIX ACCESSMOOTHIE: <https://visit.jorudan.co.jp/kix/Access?lng=1>.

## 1.2. Getting to APESH accommodation from Kyoto Station

### 1.2.1. Framboise KYOTO Hotel de charme

Tel: 050-2018-7885

URL: <https://www.framboise-kyoto.com/>

Add: 63-7 Higashikujo Higashigoryocho, Minami Ward, 601-8028 Kyoto  
(〒601-8028 京都府京都市南区東九条東御霊町 63-7)

Access: <https://www.framboise-kyoto.com/access>

### 1.2.2. Via Inn Prime Kyotoeki Hachijoguchi

Tel: 075-662-5489

URL: <https://www.viainn.com/en/kyoto-h/>

Add: 44-1 Higashikujo Kamitonodacho, Minami Ward, 601-8002 Kyoto  
(〒601-8002 京都市南区東九条上殿田町 44-1)

Access: <https://www.viainn.com/en/kyoto-h/access/>

### 1.2.3. Stay SAKURA Kyoto SHIJO-KARASUMA

Tel: 050-2018-7885

URL: <https://en.stay-sakura.com/shijokarasuma>

Add: 770-2 Honryusuicho, Shimogyo-ku, 600-8462 Kyoto  
(〒600-8462 京都市下京区本柳水町 770-2)

Access: <https://en.stay-sakura.com/shijokarasuma> (a map given at the page bottom)

### 1.2.4. Stay SAKURA Kyoto NIJO-RIKYU

Tel: 050-2018-7885

URL: <https://en.stay-sakura.com/nijorikyu>

Add: 646-3 Nijonishitoicho, Nakagyo-ku, 604-0041 Kyoto  
(〒604-0041 京都市中京区二条西洞院町 646-3)

Access: <https://en.stay-sakura.com/nijorikyu> (a map given at the page bottom)

## 2. Getting to Kyoto University Katsura Campus

To reach Kyoto University Katsura Campus, participants can take bus and train. Depending on the area where the participants are staying, please find the following ways to get to our venue.

There might be other ways to get to our venue that you can check via maps application (e.g., Google Maps, Maps, etc.). However, here we present our recommended ways to travel since it does not require many transfers between buses and trains. The overall travel cost and duration are most likely similar.

### 2.1. If you stay near **Kyoto Station** [🚉]

If you stay at a hotel near Kyoto Station, you need to reach the bus station at Kyoto Station (京都駅) to catch a bus that brings you directly to Kyoto University Katsura Campus.

There are two buses that can be taken:

- 桂坂 2 1 / 桂坂 2 1 A
- 桂坂 2 6 B

You must get off at **Kyodai Katsura Campus-Mae**

We recommend you take either one of the buses since it is the easiest way to reach our venue. It is also the fastest and the cheapest. It takes about *45 minutes* and costs 330 Yen. It does not require any transfer.

The schedule of the busses can be found here:

[Bus Time Schedule](#) (Refer to 21/21A)

In case you miss the bus, there are other possible ways to get to our venue.

- via [JR Katsuragawa Station](#) [🚉 - 🚌] (Total cost: 440 Yen; approx. 34 min)
  - a. JR Kyoto Station → JR Katsuragawa Station (170 Yen) [🚉]
  - b. JR Katsuragawa Station (Bus Stop) → 6号桂坂中央行 [🚌] [Bus Time Schedule](#) (refer to From and To Katsuragawa Station) (270 Yen)
  - c. Get off at [Kyodai Katsura Campus-mae](#)
- via [Hankyu Katsura Station](#) [🚉 - 🚉 - 🚌] (Total cost: 690 Yen; approx. 45 mins)
  - a. Kyoto Station [Subway Karasuma Line] (South Exit) → Shijo Station [🚉] (220 Yen)
  - b. From Shijo Station, walk until Hankyu Karasuma Station
  - c. Karasuma Station → [to Osaka/Umeda] (any train type) → [get off at Katsura Station](#) (200 Yen) [🚉]
  - d. Katsura Station [West Exit] → 桂坂 2 0 or 西 6 (270 Yen) [🚌] [Bus Time Schedule](#) (refer to 6 / 20 / 20B)
  - e. Get off at [Kyodai Katsura Campus-mae](#)

## 2.2. If you Stay near City Centre (Nijo, Karasuma)

### 2.2.1. For those who stay at Sakura Kyoto **NIJO-RIKYU** [ 歩 - 歩 - 車 ]

The fastest way is to get to Shijo Station by Train and take the Hankyu Kyoto Line. (approx. 41 mins; 690 Yen)

- a. From your hotel, walk until Karasuma Oike Station (11 min, 700 m)
- b. Karasuma Oike Station (to Takeda) → get off at **Shijo Station** (1 stop, 2 min; 220 Yen) [ 歩 ]
- c. Walk from Shijo Station to Hankyu Karasuma Station (3 min walking)
- d. Hankyu Karasuma Station (to Osaka/Umeda) → get off at **Katsura Station** (5 min; 200 Yen) [ 歩 ]
- e. Katsura Station (West Exit) → 桂坂 2 0 or 西 6 (270 Yen) [ 車 ]  
[Bus Time Schedule \(refer to 6 / 20 / 20B\)](#)
- f. Get off at Kyodai Katsura Campus-mae

Other possible ways via 桂坂 2 1 / 桂坂 2 1 A (55 min; 550 Yen) [ 歩 - 車 ]

- a. From your hotel, walk until Karasuma Oike Station (11 min, 700 m)
- b. Karasuma Oike Station (to Takeda) → get off at **Gojo Station** (2 stops, 4 min; 220 Yen) [ 歩 ]
- c. Walk from Gojo Station to Karasuma Gojo (Gojo Dori) (About 3 min walking)
- d. Karasuma Gojo → 桂坂 2 1 / 桂坂 2 1 A (30 min 18 stops; 330 Yen) [ 車 ]
- e. Get off at Kyodai Katsura Campus-mae

### 2.2.2. For those who stay at Sakura Kyoto **SHIJO KARASUMA** [ 歩 - 車 ]

The fastest and easiest way is to get to Hankyu Katsura Station from Hankyu Karasuma Station. From Katsura Station then you can take the bus.

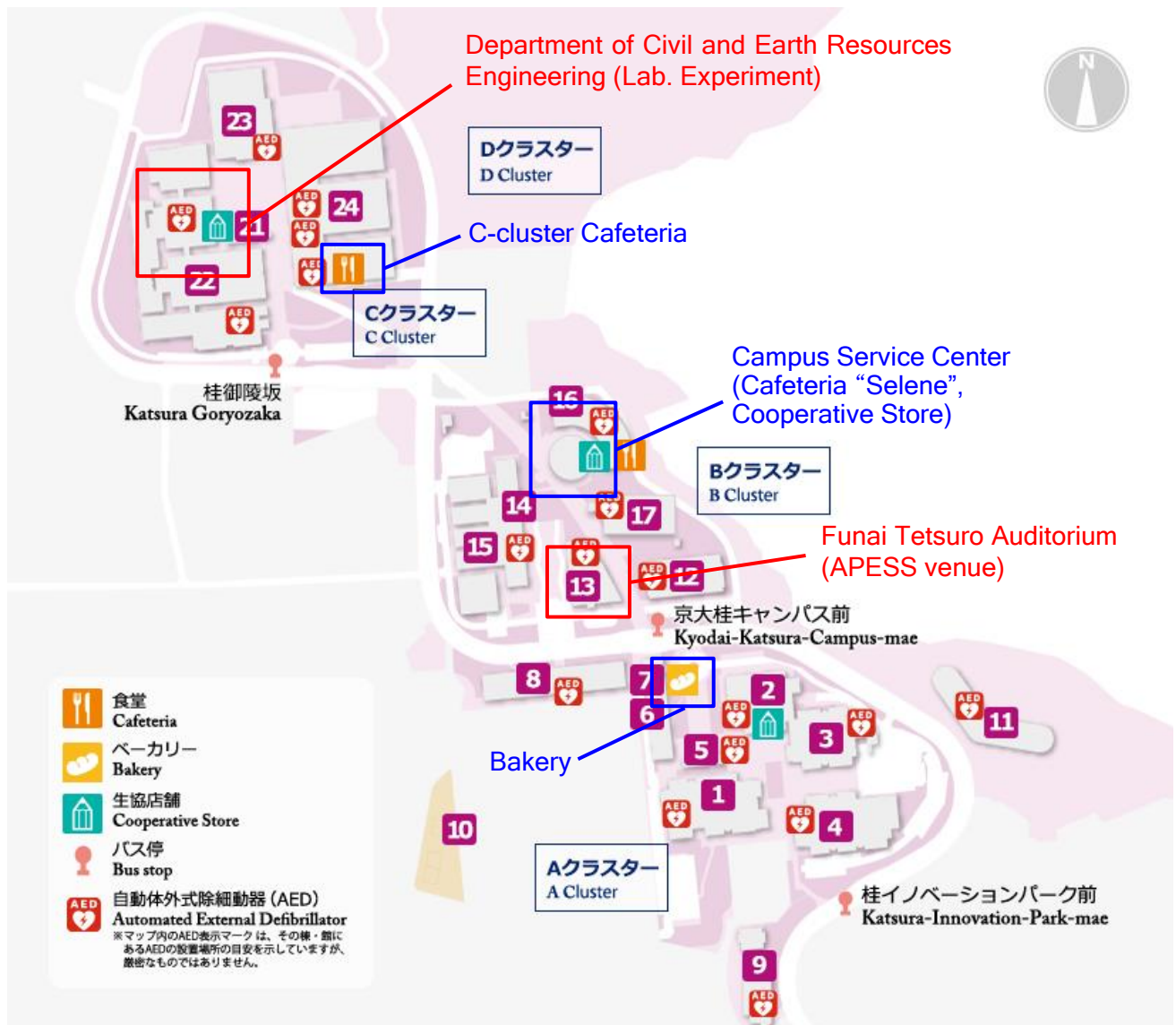
- a. From your hotel, walk until Hankyu Karasuma Station (12 min, 750 m)
- b. Hankyu Karasuma Station (to Osaka/Umeda) → get off at **Katsura Station** (5 min; 200 Yen) [ 歩 ]
- c. Katsura Station (West Exit) → 桂坂 2 0 or 西 6 (270 Yen) [ 車 ]  
[Bus Time Schedule \(refer to 6 / 20 / 20B\)](#)
- d. Get off at Kyodai Katsura Campus-mae

Another option is to take the 桂坂 2 1 / 桂坂 2 1 A bus [ 車 ] (44 min; 330 Yen)

- a. From your hotel, walk until Gojo Nishinotoion Bus Stop (9 min, 600 m)
- b. Gojo Nishinotoion → 桂坂 2 1 / 桂坂 2 1 A (30 min 18 stops; 330 Yen) [ 車 ]
- c. Get off at Kyodai Katsura Campus-mae

### 3. Campus and Locations for APCESS activities

A map of Kyoto University Katsura Campus is given as follows:




More information can be accessed or downloaded at:

<https://www.kyoto-u.ac.jp/en/access/katsura-campus>



### 3.1. Building Locations for APSS Lectures and Activities




A Main Tablet of Kyoto University  
Katsura Campus (No.4 on the map)



Funai Tetsuro Auditorium  
(No.13 on the map)



Department of Civil and Earth  
Resources Engineering: Secretariat  
of 2024 APSS (No.21 on the map)



Structural Laboratory  
(No.21 on the map, B1 Floor)



Campus Service Center  
(No.16 on the map)



COOP. Shop  
(No.16 on the map, open at 11:00-  
17:00 on weekdays)

### 3.2. Places to Eat Inside Campus



Cafeteria "Selene"  
(No.16 on the map)



C-Cluster Cafeteria  
(No.24 on the map)

### 3.3. Stationary and Electronics

Stationaries and electronics are available inside the campus at the COOP inside the Campus Service Center (B1 Floor).

### 3.4. Internet Wireless Connection

- ✓ It is suggested to rent a pocket WIFI router or buy a SIM card in advance.
- ✓ Most buildings on the campus have accessible wireless connections provided by Eduroam Wireless Network. You can apply for the Eduroam access from your university before coming to the summer school.



### 3.5. ATM inside Campus

ATMs are available inside the Campus Service Center (1st Floor) and next to the cafeteria "Selene".

### 3.6. Computer and Software

All participants are strongly advised to bring with their electronics:

- ✓ Personal computer (laptop) with Matlab software (strongly required)
- ✓ Digital camera/smartphone camera for taking pictures
- ✓ Plug adaptor (Japan is 100 V, 50 Hz / 60 Hz; most smartphone adapters are OK, but laptop adapters need a check)

## 4. Relevant Information

### 4.1. Personal identity

Make sure to bring a copy of your passport and part of the passport that shows the visa with you during your entire stay in Japan.

### 4.2. Medical Insurance

Given that medical costs are quite expensive without insurance, in the case that your medical insurance issued in your country of residence covers medical treatments during your stay in Japan\*, you are advised to bring the necessary documents (e.g. health insurance card) for requesting reimbursement of medical costs.

\*Please inquire with your medical insurance company.

### 4.3. Travel Insurance

You are advised to get travel insurance. The coverage of travel insurance can be decided according to your personal needs (e.g. cancellation of flights and loss of personal belongings).

The organizer accepts no liability for loss or damage to participants' property.

### 4.4. Daily Life and Tourist Information

To know more about Kyoto City and its daily life, the following guidebooks may be useful:

a) Easy Living in Kyoto:

[https://www.kcif.or.jp/web/assets/pdf/en\\_guide.pdf](https://www.kcif.or.jp/web/assets/pdf/en_guide.pdf)

b) Living Guidebook of Kyoto City (Japanese only):

[https://www.city.kyoto.lg.jp/digitalbook/book\\_cmsfiles/2048/book.html](https://www.city.kyoto.lg.jp/digitalbook/book_cmsfiles/2048/book.html)

You can explore Kyoto City in your spare time. Please find useful information of tourist attractions, transportation, shopping malls/restaurants from the following websites:

a) Kyoto City Official Travel Guide:

<https://kyoto.travel/en/>

b) Kyoto Tourism Navi (Japanese only):

<https://ja.kyoto.travel/>

c) Kyoto Visitor's Guide:

<https://www.kvg-kyoto.com/>

#### 4.5. Cash and Expenditure

While major credit cards (VISA, Master Card, JCB, Diners, American Express) and mobile payment services (Apple pay, Google pay, PayPay, WeChat pay, Alipay) are widely accepted in large stores, small shops only accept cash. So, you are also advised to bring cash with you.

ATMs are available in most convenience stores, and you can withdraw cash in Japanese yen from your credit cards. For example, you can withdraw Japanese Yen from ATMs at 7-Eleven stores. For more details, we refer you to the following page.

<https://www.sevenbank.co.jp/intlcard/index2.html>

In addition to 7-Eleven stores, ATMs that accept international cards can also be found at post offices, airports, large shopping malls, and other convenient stores (e.g. Family Mart stores). Note that many convenient stores open 24 hours a day but many others close at 9 or 10 PM.

To use international ATM service in Japan, please confirm the following in your country of residence before leaving for Japan:

- Make sure that your credit or debit card can be used abroad.
- Inquire about the fees and daily and/or monthly limits of overseas withdrawals.
- Remember your card's secret PIN and password if there is any necessary for withdrawals.
- Notify your bank that you are going to use your card abroad, since many banks may block a card that is suddenly used abroad.
- Take note of emergency contact in case of card trouble (e.g. loss of the card). The below table gives the contact of major card companies.

Card company	Contact
VISA	00531-11-1555 (Toll-free, English) 006633-800-553 (Toll-free, Japanese)
American Express (AMEX)	1-800-528-4800 (AMEX Customer Service) 0120-020120 (Toll-free)
Diners Club	0120-074-024 (Toll-free, English)
JCB	1-800-491-2943 (JCB PLAZA Call Center) 0120-794-082 (Toll-free, Japanese)
MasterCard	1-800-627-8372 (Toll-free, English)
China Union Pay	005-310-860-044 (Toll-free)
DISCOVER	1-800-347-2683 (American Customer Service)
Citi	1-800-950-5114 (American Customer Service) 03-6776-5000 (Japanese)

#### 4.6. Clothing and Laundry

Please choose your clothes according to the occasions as follows:

- **ANCRiSST:** formal business attire
- **APeSS activities:** comfortable attire for summer weather (check weather information in Sec. 4.7).
- **Technical visits, experiments, and laboratory activities:** comfortable clothes and shoes for outdoor activities (except for sandals).

As for laundry, you can ask the hotel staff for laundry service. Or use laundromats (called 'coin laundry=コインランドリー(koin randori)' in Japanese). Please ask the hotel staff about the locations of the nearest laundromats or directly search from map apps.

#### 4.7. Weather

The average temperature in July in Kyoto is about 30°C~35°C during the daytime and 30°C~35°C during the night-time. The highest temperature may reach 38°C in several days. Coupled with a high-humidity climate, midsummer conditions in Japan may be unbearable for some. Make sure you are dressed in comfortable attire and have sufficient water to avoid dehydration. Bringing a small towel and wearing a hat can relieve sustained sweating and heat.

Kyoto City also may have several rainy days in July. Prepare an umbrella with you or buy one from nearby convenience shops (approximately 500 Yen).

If you are sensitive to sunshine, it is advisable to bring sunblock lotion and use it for outdoor activities. Make sure to check the daily weather forecast from the following website and prepare appropriate attire and other necessary measures.

- Weather forecast

[https://www.jma.go.jp/bosai/forecast/#area\\_type=offices&area\\_code=260000&lang=en](https://www.jma.go.jp/bosai/forecast/#area_type=offices&area_code=260000&lang=en)

#### 4.8. Drug Stores and Medicine

The Japanese for pharmacy and drug are '薬局(yakkyoku)' and 'くすり(kusuri)', respectively. While there are pharmacies throughout Kyoto City, neither all accept prescriptions nor provide medications that foreigners may require. It is advisable to take medicines for common sicknesses with you from your country.

#### 4.9. Emergency Services and Police

If you are in danger, having an accident, or in other emergencies, please call the emergency telephone number: 110, or reach the nearest police box ('交番(kouban)') in Japanese) for police assistance. English is available for 110 calls.

The police boxes are usually located near train stations, in busy areas, as well as in residential areas. Police officers are also happy to give directions if you are lost or cannot find an address.

#### 4.10. Hospital and Ambulance

The emergency number for hospitals, rescue, and ambulances is 119, and here is how to call 119 for an emergency in English:

<https://www.kcif.or.jp/web/en/livingguide/emergency/#::~:~:text=Making%20Emergency%20Calls,-Police&text=%E3%83%BBNeither%20a%20telephone%20card%20nor,receiver%20and%20dial%20straight%20away>

#### 4.11. In the Event of Earthquake

Earthquakes are frequently occurring in Japan, so please make sure that you know the procedure for evacuation in case of an earthquake in your hotel, or when you are commuting by transportation. Follow the procedure provided by the hotel or transportation staff.

Please make sure to check the following website about appropriate disaster preparedness and procedures when an earthquake occurs.

- Safety and Disaster Preparedness: Earthquakes:

<https://www.pref.kyoto.jp/en/04-06-04.html>

- Disaster Prevention Information for Foreigners:

<https://www.kcif.or.jp/web/en/disasterprevention/>

#### 4.12. Safety Tips for Foreigners

You can find more tips about safety for foreigners from the following website. The tips include:

- App: Safety Tips
- Weather Information
- News
- Weather Warnings and Advisories
- Transportation
- Search from map
- Contact list
- Useful tips to protect yourself from a disaster

<https://www.jnto.go.jp/safety-tips/eng/>

In case you need to contact your embassy, find the list of foreign embassies in Japan on the following website:

[http://www.mofa.go.jp/about/emb\\_cons/protocol/index.html](http://www.mofa.go.jp/about/emb_cons/protocol/index.html)

**Remarks**

Please note that bus schedules, fares, and other details may change after the publication of this welcome package. To ensure you have the most up-to-date information, we recommend checking social media channels and navigation apps like Google Maps before your trip.

**We wish you a very pleasant and enjoyable  
trip to Kyoto.**

Looking forward to meeting you at the Asia-Pacific-Euro Summer School on Smart Structures and Technology (APESS 2024).

For any inquiries, do not hesitate to contact us at:

[apess2024@gmail.com](mailto:apess2024@gmail.com)